

TECHNICAL MANUAL

ORGANIZATIONAL MAINTENANCE REPAIR PARTS

AND SPECIAL TOOLS LIST

FOR

RADIO SETS

AN/ARC-51X (NSN 5821-00-082-3698)

AND

AN/ARC-51BX (NSN 5821-00-082-3926)

TECHNICAL MANUAL

No. 11-5820-518-20P



HEADQUARTERS
DEPARTMENT OF THE ARMY
WASHINGTON, DC, 4 August 1981

**ORGANIZATIONAL MAINTENANCE REPAIR PARTS
AND SPECIAL TOOLS LIST
FOR**

**RADIO SETS
AN/ARC-51X (NSN 5821-00-082-3698)
AND
AN/ARC-51BX (NSN 5821-00-082-3926)**

Current as of 27 February 1981

REPORTING ERRORS AND RECOMMENDING IMPROVEMENTS

You can help improve this manual. If you find any mistakes or if you know of a way to improve the procedures, please let us know. Mail your letter, DA Form 2028 (Recommended Changes to Publications and Blank Forms), or DA Form 2028-2, located in back of this manual direct to Commander, US Army Communications and Electronics Materiel Readiness Command, ATTN: DRSEL-ME-MQ, Fort Monmouth, NJ 07703.

In either case a reply will be furnished direct to you.

Table of Contents

SECTION		Page	Illus Figure
	I. Introduction	1	
	II. Repair Parts List	5	
Group	00 Radio Sets AM/ARC-51X and AN/ARC-51BX.	5	1
	01 Control Radio Set C-4677/ARC-51X.	7	2
	Control Radio Set C-6287/ARC-51BX	11	3
	02 Mounting MT-2653/ARC (No parts authorized)		
	03 Receiver-Transmitter System.	12	4
	0301 Air Cooler, Electronic Equipment HD-615/ARC-51X (No parts authorized)		
	0302 Indicator, Standing Wave Ratio ID-1003/ARC (No parts authorized)		
	0303 Receiver-Transmitters, Radio RT-702/ARC-51X and RT-742/ARC-51BX	15	5
	030301 Amplifier, Intermediate Frequency 1 and 2 (No parts authorized)		
	030302 Amplifier, Intermediate Frequency 3 (No parts authorized)		
	030303 Amplifier, Radio Frequency Power (No parts authorized)		
	030304 Spectrum Generator (No parts authorized)		
	030305 Audio Modulator (No parts authorized)		
	030306 Direct Current Power Supply (No parts authorized)		
	030307 Guard Receiver (No parts authorized)		
	030308 Radio Frequency Preamp Receiver (No parts authorized)		
	030309 Receiver-Transmitter Subassembly (No parts authorized)		
	030310 Mechanical Tuner (No parts authorized)		
SECTION	III. Special tools list (Not applicable)		
	IV. National stock number and part number index	16	

* This manual supersedes TM 11-5820-518-20P, 29 September 1975.

SECTION I

INTRODUCTION

1. Scope

This manual lists spares and repair parts; special tools; special test, measurement, and diagnostic equipment (TMDE), and other special support equipment required for performance of organizational maintenance of the AN/ARC-51X and AN/ARC-51BX. It authorizes the requisitioning and issue of spares and repair parts as indicated by the source and maintenance codes.

2. General

This Repair Parts and Special Tools List is divided into the following sections:

a. Section II. Repair Parts List. A list of spares and repair parts authorized for use in the performance of maintenance. The list also includes parts which must be removed for replacement of the authorized parts. Parts lists are composed of functional groups in numeric sequence, with the parts in each group listed in figure and item number sequence.

b. Section III. Special Tools List. Not applicable.

c. Section IV. National Stock Number and Part Number Index. A list, in National item identification number (NIIN) sequence, of all National stock numbers (NSN) appearing in the listings, followed by a list, in alphanumeric sequence, of all part numbers appearing in the listings. National stock numbers and part numbers are cross-referenced to each illustration figure and item number appearance.

3. Explanation of Columns

a. Illustration. This column is divided as follows:

(1) *Figure number.* Indicates the figure number the illustration on which the item is shown.

(2) *Item number.* The number used to identify item called out in the illustration.

b. Source, Maintenance, and Recoverability (SMR) Codes.

(1) *Source code.* Source codes indicate the manner of acquiring support items for maintenance, repair, or overhaul of end items. Source codes are entered in the first and second positions of the Uniform SMR Code format as follows:

<i>Code</i>	<i>Definition</i>
PA	Item procured and stocked for anticipated or known usage.

NOTE

Cannibalization or salvage may be used as a source of supply for any items source coded above except those coded XA and aircraft support items as restricted by AR 700-42.

(2) *Maintenance code.* Maintenance codes are assigned to indicate the levels of maintenance authorized to USE and REPAIR support items. The maintenance codes are entered in the third and fourth positions of the Uniform SMR Code format as follows:

(a) The maintenance code entered in the third position will indicate the lowest maintenance level authorized to remove, replace, and use the support item. The maintenance code entered in the third position will indicate one of the following levels of maintenance:

<i>Code</i>	<i>Application/Explanation</i>
O	Support item is removed, replaced, used at the organizational level.

(b) The maintenance code entered in the fourth position indicates whether the item is to be repaired and identifies the lowest maintenance level with the capability to perform complete repair (i. e., all authorized maintenance functions). This position will contain one of the following maintenance codes:

<i>Code</i>	<i>Application/Explanation</i>
F	The lowest maintenance level capable of complete repair of the support item is the direct support level.
H	The lowest maintenance level capable of complete repair of the support item is the general support level.
Z	Nonreparable. No repair is authorized.

(3) *Recoverability code.* Recoverability codes are assigned to support items to indicate the disposition action on unserviceable items. The recoverability code is entered in the fifth position of the Uniform SMR Code format as follows:

<i>Recoverability codes</i>	<i>Definition</i>
Z	Nonreparable item. When unserviceable, condemn and dispose at the level indicated in position 3.
F	Reparable item. When uneconomically repairable, condemn and dispose at the direct support level.
D	Reparable item. When beyond lower level repair capability, return to depot. Condemnation and disposal not authorized below depot level.

c. National Stock Number. Indicates the National stock number assigned to the item and will be used for requisitioning purposes.

d. Part Number. Indicates the primary number used by the manufacturer (individual, company, firm, corporation, or Government activity), which controls the design and characteristics of the item by means of its engineering drawings, specifications, standards, and in-

spection requirements to identify an item or range of items.

NOTE

When a stock numbered item is requisitioned, the repair part received may have a different part number than the part being replaced.

e. Federal Supply Code for Manufacturer (FSCM). The FSCM is a 5-digit numeric code listed in SB 708-41/42 which is used to identify the manufacturer, distributor, or Government agency, etc.

f. Description. Indicates the Federal item name and, if required, a minimum description to identify the item.

g. Unit of Measure (U/M). Indicates the standard of the basic quantity of the listed item as used in performing the actual maintenance function. This measure is expressed by a two-character alphabetical abbreviation (e.g., ea, in, pr, etc). When the unit of measure differs from the unit of issue, the lowest unit of issue that will satisfy the required units of measure will be requisitioned.

h. Quantity Incorporated in Unit. Indicates the quantity of the item used in the breakout shown on the illustration figure, which is prepared for a functional group, subfunctional group, or an assembly.

4. Special Information

a. Usable on codes are shown in the description column. Uncoded items are applicable to all models. Identification of the usable on codes used in this publication are:

<i>Code</i>	<i>Used on</i>
4AB	AN/ARC-51X
DCO	AN/ARC-51BX
AS6	RT-742/ARC-51BX
CRM	RT-742C/ARC-51BX

b. The following publication pertains to the AN/ARC-51X and AN/ARC-51BX and their components:

TM 11-5820-518-20, Radio Set AN/ARC-51X and AN/ARC-51BX.

c. The illustrations in this manual are identical to those published in TM 11-1520-236-34P. Only those parts assigned the third position SMR maintenance code “C” or “O” are listed in the tabular listing; therefore, there may be a break in the item number sequence. Only illustrations containing organizational authorized items appear in this manual.

5. How to Locate Repair Parts

a. When National stock number of part number is unknown.

(1) *First.* Using the table of contents, determine the functional group within which the item belongs. This is necessary since illustrations are prepared for functional groups and listings are divided into the same groups.

(2) *Second.* Find the illustration covering the functional group to which the item belongs.

(3) *Third.* Identify the item on the illustration and not the illustration figure and item number of the item.

(4) *Fourth.* Using the Repair Parts Listing, find the figure and item number noted on the illustration.

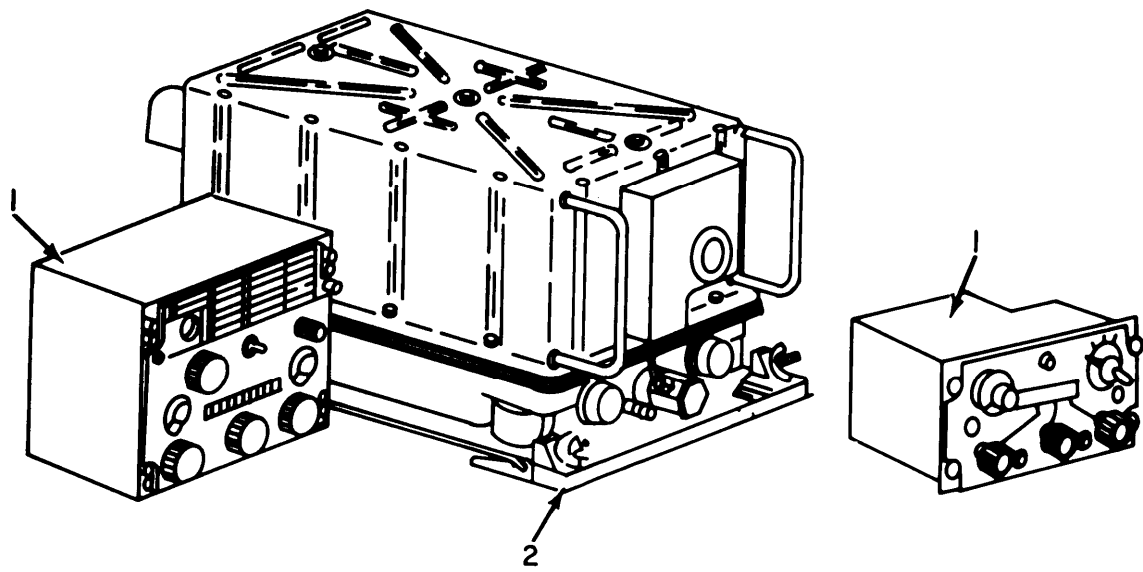
b. When National stock number or part number is known.

(1) *First.* Using the Index of National Stock Numbers and Part Numbers, find the pertinent National stock number or part number. This index is in NIIN sequence followed by a list of part numbers in alphanumeric sequence, cross-referenced to the illustration figure number and item number.

(2) *Second.* After finding the figure and item number, locate the figure and item number in the repair parts list.

6. Abbreviations

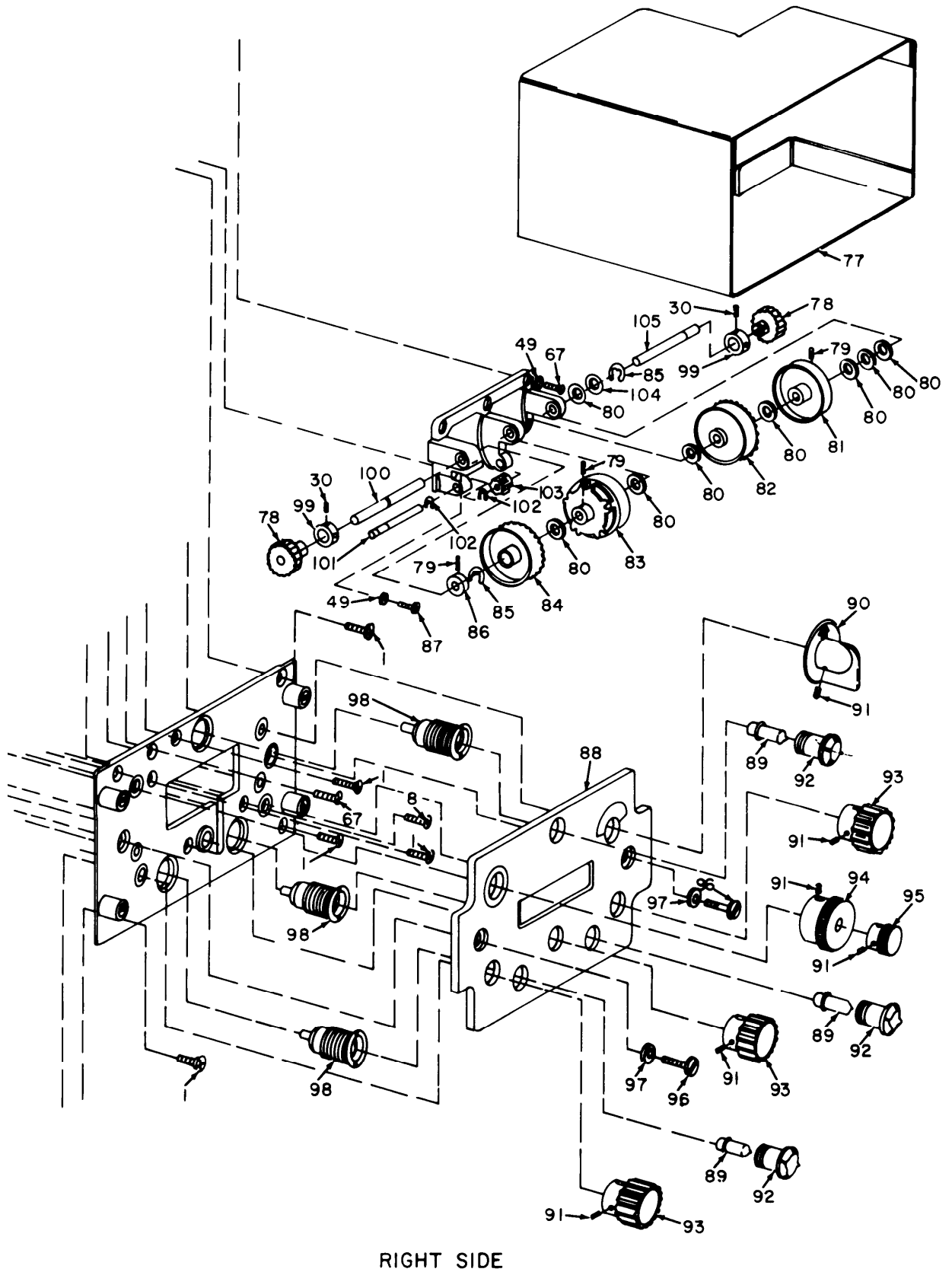
Not applicable.



EL6ZJ001

Figure 1. Radio Sets AN/ARC-51X and AN/ARC-51BX.

SECTION II				TM11-5820-518-20P				(7)	(8)
(1)	(2)	(3)	(4)	(5)	(6)				
ILLUSTRATION									
(a)	(b)		NATIONAL		DESCRIPTION		U/M	QTY	
FIG	ITEM	SMR	STOCK	PART	FSCM			INC	
NO	NO	CODE	NUMBER	NUMBER		USABLE ON CODE		IN	
								UNIT	
GROUP 00 RADIO SETS AN/AR-51X AND									
AN/ARC-51BX									
1	1	PAOFF	5821-00-082-3928	C-6287/ARC-51BX	80058	"CONTROL,RADIO SET DCO"	EA	1	
1	1	PAOFF	5821-00-082-3700	C-4677/ARC-51X	80058	"CONTROL,RADIO SET 4AB"	EA	1	
1	2	PAOFF	5821-00-980-5789	MT-2653ARC	80058	"MOUNTING 4AB,DCO,CRM"	EA	1	



EL6ZJ005

Figure 2. Control, Radio Set C-4677/ARC-51X.

SECTION II				TM11-5820-518-20P					
(1)	(2)	(3)	(4)	(5)	(6)		(7)	(8)	
ILLUSTRATION									
(a)	(b)						U/M	QTY	
FIG	ITEM	SMR	NATIONAL	PART	DESCRIPTION			INC	
NO.	NO	CODE	STOCK	NUMBER	FSCM	USABLE ON CODE		IN	
			NUMBER					UNIT	
						"GROUP 01 CONTROL,RADIO SETS C-4677/ARC-51X"			
						AND C-6287/ARC-51BX			
2	89	PAOZZ	6240-00-155-7836	MS25237-327	96906	LAMP 4AB	EA	3	
2	90	PAOZZ	5355-00-519-3547	505-5720-002	13499	"KNOB,SWITCH 4AB"	EA	1	
2	91	PAOZZ	5305-00-206-2080	6-40X1-84SPLINE4 16S	08664	SETSCREW 4AB	EA	12	
2	92	PAOZZ	6210-00-691-5422	80055-1	87034	"LENS,INDICATOR 4AB"	EA	3	
2	93	PAOZZ	5355-00-043-0302	544-7905-002	13499	KNOB 4AB	EA	3	
2	94	PAOZZ	5355-00-804-6071	544-1938-002	13499	"KNOB,VOLUME 4AB"	EA	1	
2	95	PAOZZ	5355-00-045-3045	544-7865-002	13499	"KNOB,VOLUME 4AB"	EA	1	

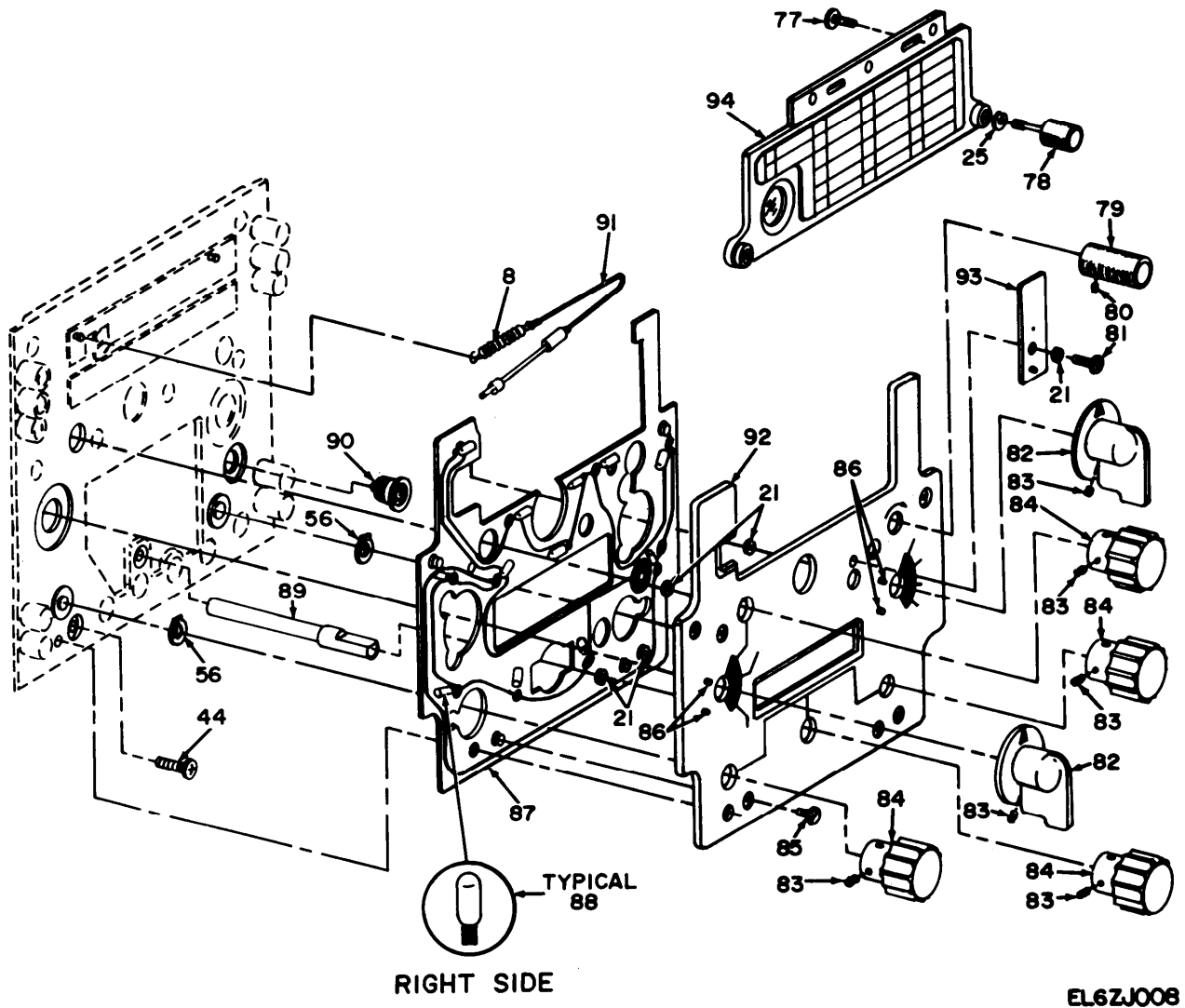


Figure 3. Control, Radio Set C-6287/ARC-51BX (Sheet 1 of 2).

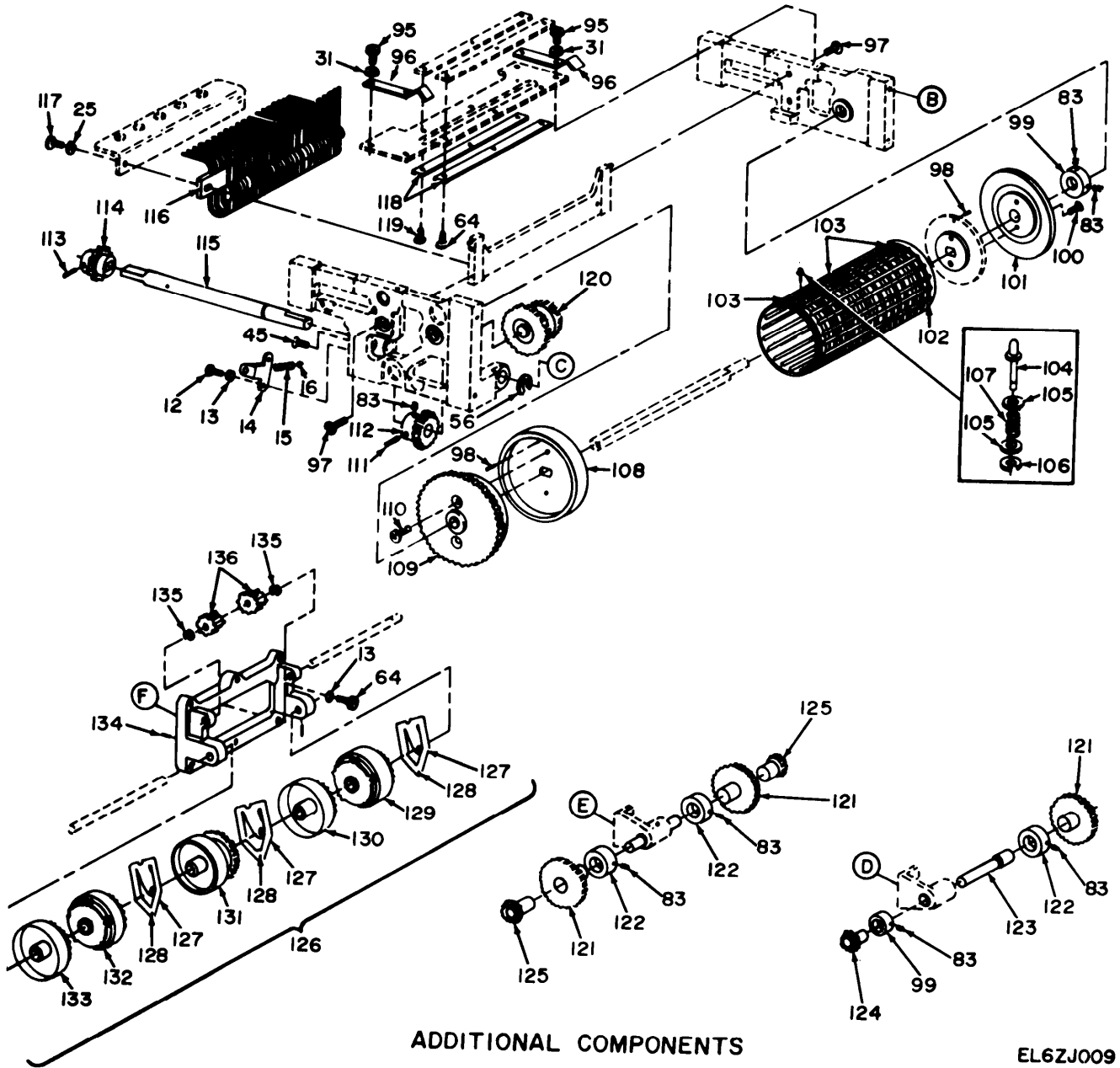
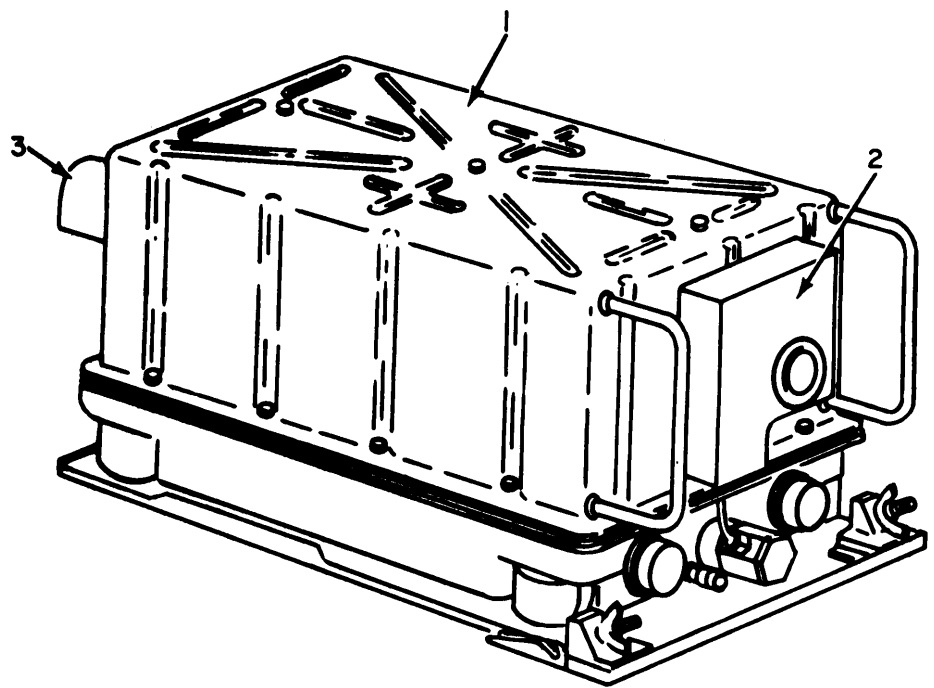


Figure 3. Control, Radio Set C-6287/ARC-51BX (Sheet 2 of 2).

SECTION II						TM11-5820-518-20P		
(1)	(2)	(3)	(4)	(5)	(6)		(7)	(8)
ILLUSTRATION								
(a)	(b)					DESCRIPTION	U/M	QTY
FIG. NO.	ITEM NO.	SMR CODE	NATIONAL STOCK NUMBER	PART NUMBER	FSCM			INC IN UNIT
						USABLE ON CODE		
3	79	PAOZZ	5355-00-763-4877	757-0414-001	13499	"KNOB,AUDIO DCO"	EA	1
3	80	PAOZZ	5305-00-787-2197	MS51053-101	96906	SETSCREW DCO	EA	2
3	82	PAOZZ	5355-00-866-6791	757-0972-001	13499	"KNOB,SWITCH DCO"	EA	2
3	83	PAOZZ	5305-00-206-2080	6-40X1-84SPLINE4 16S	08664	SETSCREW DCO	EA	22
3	84	PAOZZ	5355-00-043-0302	554-7905-002	13499	KNOB DCO	EA	4
3	88	PAOZZ	6240-00-060-2941	CM8-683	71744	"LAMP,INCANDESCENT DCO"	EA	12



EL6ZJ011

Figure 4. Receiver-Transmitter System.

SECTION II				TM11-5820-518-20P					
(1)	(2)	(3)	(4)	(5)	(6)		(7)	(8)	
ILLUSTRATION				DESCRIPTION					
(a)	(b)	NATIONAL	PART				U/M	QTY	
FIG	ITEM	STOCK	NUMBER	FSCM				INC	
NO.	NO.	CODE	NUMBER			USABLE ON CODE		IN	
								UNIT	
GROUP 03 RECEIVER-TRANSMITTER SYSTEM									
4	1	PAOHD	5821-00-134-6239	RT742CARC51BX	80058	"RADIO SET DCO,CRM"	EA	1	
4	1	PAOHD	5821-00-082-3927	RT742ARC51BX	80058	"RADIO SET DCO,AS6"	EA	1	
4	1	PAOHD	5821-00-082-3699	RT702ARC51X	80058	RECEIVER-TRANSMITTER 4AB	EA	1	
4	2	PAOFF	6625-00-892-5523	ID-1003/ARC	80058	"INDICATOR,STANDING 4AB,DCO"	EA	1	
4	3	PAOFF	5821-00-082-3701	HD-615/ARC-51X	80058	"COOLER,AIR,ELEK 4AB,DCO"	EA	1	

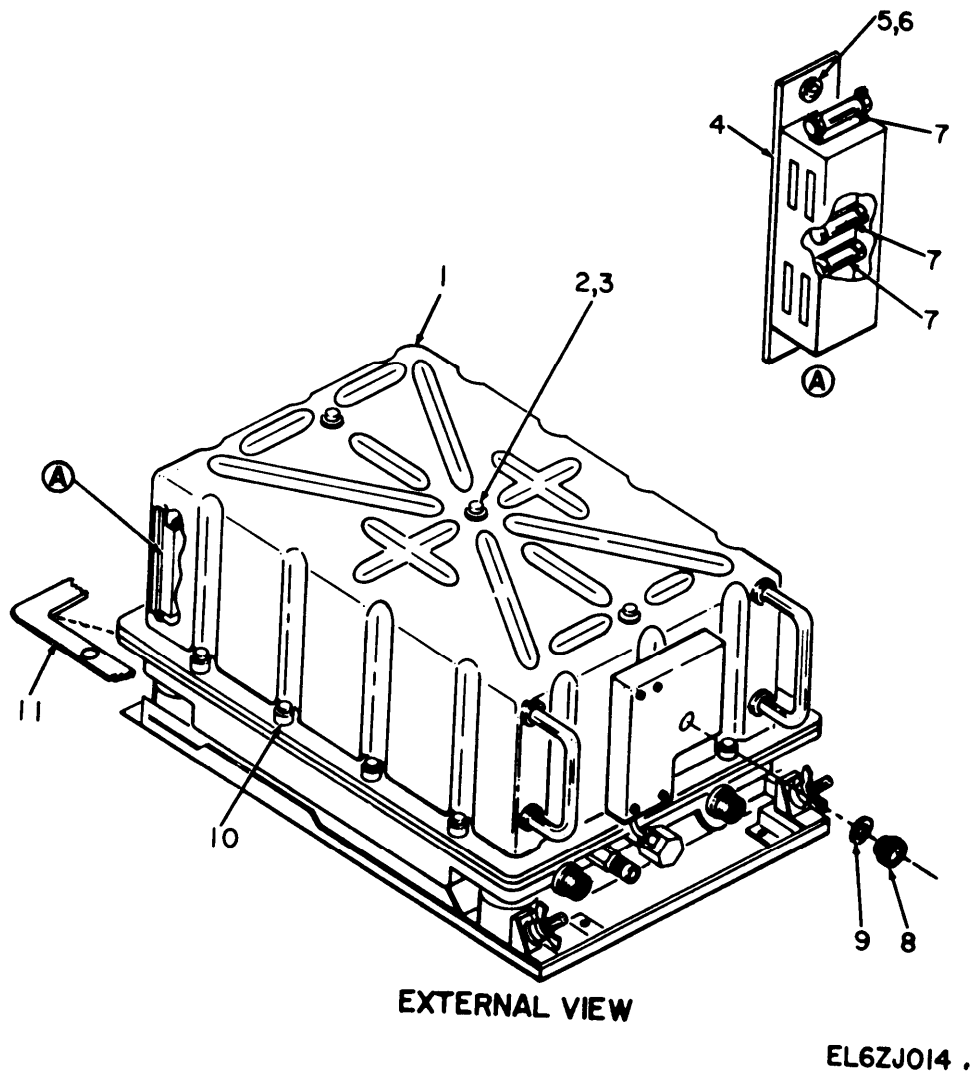


Figure 5. Receiver-Transmitters, Radio RT-702/ARC-51X and RT-742/ARC-51BX.

SECTION II				TM11-5820-518-20P				(7)	(8)
(1)	(2)	(3)	(4)	(5)	(6)				
ILLUSTRATION									
(a)	(b)		NATIONAL	PART	DESCRIPTION		U/M	QTY	
FIG	ITEM	SMR	STOCK	NUMBER	FSCM			INC	
NO.	NO.	CODE	NUMBER			USABLE ON CODE		IN	
								UNIT	
						"GROUP 0303 RECEIVER-TRANSMITTERS,RADIO" RT-702/ARC-51X AND RT-742/ARC-51BX			
5	7	PAOZZ	5920-00-243-3788	F03A250V15AS	81349	"FUSE,CARTRIDGE 4AB,DCO"	EA	3	

STOCK NUMBER	FIGURE NO.	ITEM NO.	STOCK NUMBER	FIGURE NO.	ITEM NO.
5355-00-043-0302	2	93	5305-00-206-2080	2	91
5355-00-043-0302	3	84	5305-00-206-2080	3	83
5355-00-045-3045	2	95	5920-00-243-3788	5	7
6240-00-060-2941	3	88	5355-00-519-3547	2	90
5821-00-082-3699	4	1	6210-00-691-5422	2	92
5821-00-082-3700	1	1	5355-00-763-4877	3	79
5821-00-082-3701	4	3	5305-00-787-2197	3	80
5821-00-082-3927	4	1	5355-00-804-6071	2	94
5821-00-082-3928	1	1	5355-00-866-6791	3	82
5821-00-134-6239	4	1	6625-00-892-5223	4	2
6240-00-155-7836	2	89	5821-00-980-5789	1	2

FSCM	PART NUMBER	FIGURE NO.	ITEM NO.	FSCM	PART NUMBER	FIGURE NO.	ITEM NO.
80058	C-4677/ARC-51X	1	1	80058	RT742CARC51BX	4	1
80058	C-6287/ARC-51EX	1	1	13499	505-5720-002	2	90
74744	CM8-683	3	88	13499	544-1938-002	2	94
81349	F03A250V15AS	5	7	13499	544-7865-002	2	95
80058	HD-615/ARC-51X	4	3	13499	544-7905-002	2	93
80058	ID-1003/ARC	4	2	13499	544-7905-002	3	84
96906	MS25237-327	2	89	08664	6-40X1-84SPLINE416S	2	91
96906	MS51053-101	3	80	08664	6-40X1-84SPLINE416S	3	83
80058	MT2653ARC	1	2	13499	757-0414-001	3	79
80058	RT702ARC51X	4	1	13499	757-0972-001	3	82
80058	RT742ARC51BX	4	1	87034	80055-1	2	92

RECOMMENDED CHANGES TO EQUIPMENT TECHNICAL PUBLICATIONS



THEN... JOT DOWN THE DOPE ABOUT IT ON THIS FORM. CAREFULLY TEAR IT OUT. FOLD IT AND DROP IT IN THE MAIL!

SOMETHING WRONG WITH THIS PUBLICATION?

FROM: (PRINT YOUR UNIT'S COMPLETE ADDRESS)
 Commander
 Stateside Army Depot
 ATTN: AMSTA-US
 Stateside, N.J. 07703

DATE SENT 10 July 1975

PUBLICATION NUMBER TM 11-5840-340-20P	PUBLICATION DATE 23 Jan 78	PUBLICATION TITLE Radar Set AN/PRC-76
--	-------------------------------	--

BE EXACT PIN-POINT WHERE IT IS				IN THIS SPACE TELL WHAT IS WRONG AND WHAT SHOULD BE DONE ABOUT IT:
PAGE NO	PARA-GRAPH	FIGURE NO	TABLE NO	
33				For item 2, change the NSN to read: 5835-00-134-9186. Reason: Accuracy.
44		19		Identify the cover on the junction box (item no. 5). Reason: It is a separate item and is not called out on figure 19.
45				Add the cover of the junction box as an item in the listing for figure 19. Reason: Same as above

SAMPLE

PRINTED NAME GRADE OR TITLE AND TELEPHONE NUMBER
 SSG I. M. DeSpirit of 999-1776

SIGN HERE

TEAR ALONG PERFORATED LINE

RECOMMENDED CHANGES TO EQUIPMENT TECHNICAL PUBLICATIONS



SOMETHING WRONG WITH THIS PUBLICATION?

THEN... JOT DOWN THE DOPE ABOUT IT ON THIS FORM. CAREFULLY TEAR IT OUT. FOLD IT AND DROP IT IN THE MAIL.

FROM (PRINT YOUR UNIT'S COMPLETE ADDRESS)

DATE SENT

PUBLICATION NUMBER
TM 11-5820-518-20P

PUBLICATION DATE
4 Aug 81

PUBLICATION TITLE
Radio Sets AN/ARC-51X and AN/ARC-51BX

BE EXACT PIN-POINT WHERE IT IS

PAGE NO	PARA-GRAPH	FIGURE NO	TABLE NO
---------	------------	-----------	----------

IN THIS SPACE TELL WHAT IS WRONG AND WHAT SHOULD BE DONE ABOUT IT:

PRINTED NAME GRADE OR TITLE AND TELEPHONE NUMBER

SIGN HERE

DA FORM 2028-2
1 JUL 79

PREVIOUS EDITIONS ARE OBSOLETE

P.S. - IF YOUR OUTFIT WANTS TO KNOW ABOUT YOUR RECOMMENDATION MAKE A CARBON COPY OF THIS AND GIVE IT TO YOUR HEADQUARTERS

11 18 41000-2 P/10/81 (11)

FILL IN YOUR
UNIT'S ADDRESS

FOLD BACK

DEPARTMENT OF THE ARMY

OFFICIAL BUSINESS
PENALTY FOR PRIVATE USE \$300


POSTAGE AND FEES PAID
DEPARTMENT OF THE ARMY
DOD 314



TEAR ALONG PERFORATED LINE

Commander
US Army Communications and
Electronics Materiel Readiness Command
ATTN: DRSEL-ME-MQ
Fort Monmouth, New Jersey 07703

RECOMMENDED CHANGES TO EQUIPMENT TECHNICAL PUBLICATIONS



THEN... JOT DOWN THE DOPE ABOUT IT ON THIS FORM. CAREFULLY TEAR IT OUT. FOLD IT AND DROP IT IN THE MAIL.

SOMETHING WRONG

WITH THIS PUBLICATION?

FROM (PRINT YOUR UNIT'S COMPLETE ADDRESS)

DATE SENT

PUBLICATION NUMBER

TM 11-5820-518-20P

PUBLICATION DATE

4 Aug 81

PUBLICATION TITLE

Radio Sets AN/ARC-51X & AN/ARC-51BX

BE EXACT PIN-POINT WHERE IT IS				IN THIS SPACE TELL WHAT IS WRONG AND WHAT SHOULD BE DONE ABOUT IT:
PAGE NO	PARA-GRAPH	FIGURE NO	TABLE NO	

PRINTED NAME (GRADE OR TITLE AND TELEPHONE NUMBER)

SIGN HERE

DA FORM 2028-2

FILL IN YOUR
UNIT'S ADDRESS

FOLD BACK

DEPARTMENT OF THE ARMY

OFFICIAL BUSINESS
PENALTY FOR PRIVATE USE \$300

POSTAGE AND FEES PAID
DEPARTMENT OF THE ARMY
DOD 314



TEAR ALONG PERFORATED LINE

Commander
US Army Communications and
Electronics Materiel Readiness Command
ATTN: DRSEL-ME-MQ
Fort Monmouth, New Jersey 07703

RECOMMENDED CHANGES TO EQUIPMENT TECHNICAL PUBLICATIONS



SOMETHING WRONG WITH THIS PUBLICATION?

THEN... JOT DOWN THE DOPE ABOUT IT ON THIS FORM. CAREFULLY TEAR IT OUT. FOLD IT AND DROP IT IN THE MAIL.

FROM (PRINT YOUR UNIT'S COMPLETE ADDRESS)

DATE SENT

PUBLICATION NUMBER

TM 11-5820-518-20P

PUBLICATION DATE

4 Aug 81

PUBLICATION TITLE

Radio Sets AN/ARC-51X and AN/ARC-51BX

BE EXACT PIN-POINT WHERE IT IS

PAGE NO	PARA-GRAPH	FIGURE NO	TABLE NO
---------	------------	-----------	----------

IN THIS SPACE TELL WHAT IS WRONG AND WHAT SHOULD BE DONE ABOUT IT:

REPRODUCTION PROHIBITED

PRINTED NAME GRADE OR TITLE AND TELEPHONE NUMBER

SIGN HERE

DA FORM 2028-2
1 JUL 79

PREVIOUS EDITIONS ARE OBSOLETE

P.S. IF YOUR OUTFIT WANTS TO KNOW ABOUT YOUR RECOMMENDATION MAKE A CARBON COPY OF THIS AND GIVE IT TO YOUR HEADQUARTERS

FILL IN YOUR
UNIT'S ADDRESS

FOLD BACK

DEPARTMENT OF THE ARMY

OFFICIAL BUSINESS
PENALTY FOR PRIVATE USE \$300

POSTAGE AND FEES PAID
DEPARTMENT OF THE ARMY
DOD 314



TEAR ALONG PERFORATED LINE

Commander
US Army Communications and
Electronics Materiel Readiness Command
ATTN: DRSEL-ME-MQ
Fort Monmouth, New Jersey 07703

By Order of the Secretary of the Army:

E. C. MEYER
General, United States Army
Chief of Staff

Official:

ROBERT M. JOYCE
Brigadier General, United States Army
The Adjutant General

Distribution:

To be distributed in accordance with DA Form 12-36, Organizational Maintenance requirements for AN/
ARC-51.

DEPARTMENT OF THE ARMY
US ARMY AG PUBLICATIONS CENTER
1655 WOODSON ROAD
ST. LOUIS, MISSOURI 63114

OFFICIAL BUSINESS
PENALTY FOR PRIVATE USE \$300

POSTAGE AND FEES PAID
DEPARTMENT OF THE ARMY
DOD 314

